



# JABIRU Xtra

### Vehicle Specifications

VW Crafter ELWB / Mercedes-Benz Sprinter ELWB  
Length: 7.470m / 7.490m  
Width: 1.993m  
Height: 2.720m (2.850m with 240V Air-conditioning)

### Safety

Driver & passenger airbags  
ABS Brakes  
ASR traction control  
ESP Electronic Stability Program  
Fire extinguisher & smoke detector  
240V earth leakage protector

### Front Cabin / Lounge

Air-conditioning  
Radio/CD  
Remote central locking  
Power mirrors & windows  
Cruise Control  
Multifunction steering wheel & trip computer  
Driver & Passenger comfort seats with armrests  
Swivelling seat bases  
REMI front blind system  
ADR approved seating for two additional passengers  
Multi-position table  
Storage under lounge

### Kitchen

Stainless steel 3-burner gas stove & sink combo  
Range hood  
Microwave oven (800W)  
136L 12V/240V compressor fridge & freezer  
Drinking water filtration system  
Built-in rubbish container

### Bathroom

Switch Mode Bathroom (SMB)\* enclosed module  
Screened Turbovent  
Adjustable showerhead & mixer tap  
Shower screen  
Shower grate & Towel rail  
Vanity basin, shaving cabinet & mirror  
Chemical toilet

### Bedroom

Multifunction Motorised Bed System (MBS)\*\*  
Single beds  
Converts to King-sized bed  
Privacy room divider

### General Interior

High pressure laminated Euro-plywood construction  
Roller shutter doors & Innotech drawer system  
Overhead locker storage  
Screens, privacy blinds & curtains  
Insulated fabric roof lining  
Fabric pillar & vinyl side linings  
Coat hook & magazine rack  
Carpet (lounge) & vinyl flooring (kitchen)

### General Exterior

Large powered skylight  
5 x Double glazed opening windows

Powered side entry step  
Outside shower (hot/cold)  
Outdoor work bench  
4m Premium F65 Titanium awning

### Plumbing

120L Fresh water tank  
Mains water connection  
14L stainless steel hot water tank (gas & 240v)  
90L grey water tank  
4kg gas bottle

### Power

2 x 100Ah AGM (maintenance-free deep cycle house batteries)  
25 Amp Automatic battery charger  
Electronic control system (battery condition, water levels, indoor & outdoor temperature, clock & circuits)  
LED & Halogen lights throughout  
2 x Exterior lights  
Dimming light functions  
48cm High Definition Digital TV/DVD  
TV amplified antenna  
Rear Speakers  
Electrical locker & built-in camping ground lead

### Pricing

VW 2.5L 5 cyl 100kW TDI 6-speed Auto **\$ 129,560**  
MB 2.2L 4 cyl 316 CDI 5-speed Auto **\$ 134,180**  
**NSW Drive Away**

### Motorcamper Options

Leather upholstery	2,750
240V Air-conditioning (Dometic B2200)	2,950
Ducted Diesel Room Heater	2,790
125 Watt Solar charging system	2,200
Tow bar & electrics	1,490
Reverse camera	1,190
Navigation system	550
Metallic paint	2,500

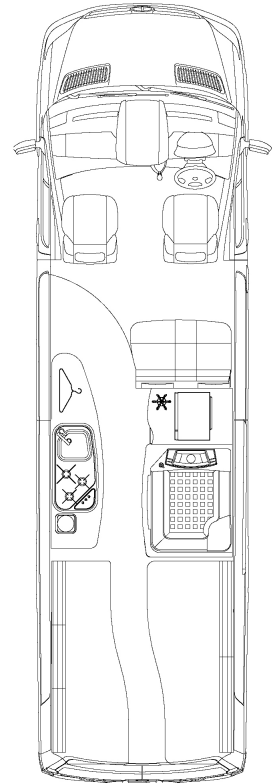




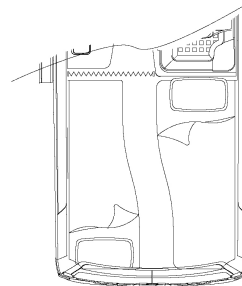
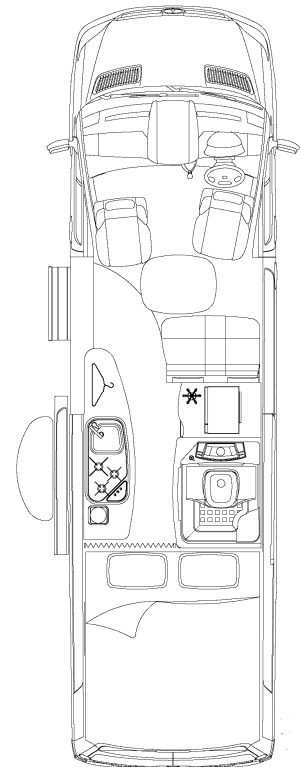
# JABIRU Xtra

Engine	VW Crafter	/	MB Sprinter
Type	Diesel with turbocharger and intercooler		
Injection	Common Rail Direct Injection		
Displacement	2461 cc	/	2148 cc
Cylinders	5	/	4
Maximum power	100kW (134 HP)	/	120kW (154HP)
Maximum torque	300Nm	/	360Nm
Transmission			
Auto	6-Speed (Shiftmatic)	/	5-speed (Automatic)
Drive	Rear Wheel		
Suspension, Steering & Brakes			
Steering	Power assisted rack-and-pinion		
Front	Independent with damper strut, transverse semi-elliptic leaf spring and stabiliser bar		
Rear	Live axle with telescopic gas-filled shock absorbers, longitudinal semi-elliptic leaf spring and stabiliser bar		
Wheels	6.5J x 16 steel		
Tyres	235 / 65 R16		
Front / Rear brakes	ABS Ventilated disc brakes front and rear		
External Dimensions			
Length	7.47m	/	7.49m
Width	1.933m		
Height	2.72m (2.85m with 240V Air-conditioning)		
Wheelbase	4.325m		
Turning circle	15.6m		
Ground clearance	160mm		
Internal Dimensions			
Width	1,780mm		
Height	1,940mm		
Bed	2,050 x 1,780mm King (or 2,050 x 800mm Singles)		
Capacities			
ADR approved travel seating	4		
Fridge/freezer	124 / 12 (Total 136L)		
Fresh water tank	120L		
Hot water tank	14L		
Grey water tank	90L		
Toilet waste tank	20L		
Gas bottle	4kg		
Fuel tank	100L		
Battery charger	25 Amp		
Auxiliary battery	2 x 100Ah (Total 200Ah)		
Vehicle Battery	100Ah		
Alternator	180Ah		
Weights			
Tare	3,180kg (varies with accessories fitted)		
GVM	3,880kg		
Max payload (excl. options)	Approx. 700kg		
Max towable	2,000kg		

Travelling



Camping



Prices as at 26/03/10  
 Prices include registration, CTP insurance and stamp duty charges  
 Specifications and prices are subject to variation without notice

\*Jabiru Switch Mode Bathroom (patent pending)  
 \*\*Jabiru Multifunction Bed System (design registered)